



Rubber encased On/Off Valve



KEY FEATURES

- Lightweight
- Stainless steel internal parts
- Coupling with protector shroud
- Food safe outer casing





Heavy duty on/off valve for medium pressure wash down systems.

TECHNICAL DETAILS

- 1/2" bsp inlet
- Max pressure: 60 bar/870 PSI
- Max water temperature: 90° C
- FDA Approved casing

Position

Code

Rubber Encased on/off Valve with Coupling - Blue		5113
Rubber Encased on/off Valve with Coupling - Red		5111
Rubber Encased on/off Valve no Coupling - Blue		6113
Rubber Encased on/off Valve with Coupling - Red		6111